



















Village of Webberville Dashboard

Fiscal Stability	Prior	Current	Progress
Annual expenditures per capita	570	551	
Fund balance as % of annual expenditures	89%	106%	
Debt burden per capita	234	146	
Ratio of employees to retirees	4:1	4:1	
Number of services delivered via cooperative venture	4	4	
% Funding of Pension System	87%	96%	

Public Safety	2011	2012	Progress
Original Complaints	276	287	
Physical Arrests	85	51	
Traffic Stops	817	674	

Economic Strength	Prior	Current	Progress
% of community with access to high speed broadband	100%	100%	
Number of Businesses	34	36	
Average age of critical infrastructure (years)	34	35	

Legend	
	Performance improving
	Performance staying about the same
	Performance declining

Quality of Life	Prior	Current	Progress
Miles of sidewalks and non-motorized trails per mile of local roads	2.36	2.36	
% of GF budget committed to arts, culture & recreation	0.01%	0.01%	
Acres of park	0.4	0.4	
% of Drinking Water Standards Met	100%	100%	
% of community with curbside recycling	0%	0%	